



# RBFS Overview and Platform

Version \_24.9.1.1, 30 Jan 2025

# Table of Contents

1. RBFS Overview .....	1
1.1. RBFS At-a-Glance .....	1
1.2. Why RBFS .....	1
1.3. Architecture and the Key Functional Components .....	2
1.3.1. Brick Data Store .....	2
1.3.2. Brick Daemons .....	3
1.4. Supported Topologies .....	5
1.5. Interfaces to Operate and Manage RBFS .....	6
1.6. Features and Components .....	7
1.6.1. Routing .....	7
1.6.2. Layer 2 Services .....	8
1.6.3. Multicast .....	9
1.6.4. Access and Subscriber Management .....	10
1.6.5. RBFS (Hierarchical) Quality of Service .....	12
1.6.6. RBFS Carrier-Grade Network Address Translation .....	12
1.6.7. Ethernet VPN - Virtual Private Wire Service .....	13
1.6.8. RBFS Redundancy .....	13
1.6.9. Zero Touch Provisioning .....	14
1.6.10. Scalability in RBFS .....	14
1.6.11. Security in RBFS .....	14
1.6.12. Logging and Observability in RBFS .....	16
1.6.13. RBFS Software Installation .....	17
2. Platform .....	18
2.1. Platform Overview .....	18
2.1.1. Supported Platforms .....	18
2.1.2. End-of-Life Policy .....	19
2.1.3. Guidelines and Limitations .....	19
2.1.4. Brick Daemon (BD) .....	20
2.1.5. Setting Up System Parameters .....	20
2.1.6. CPU Watchdog Timer Utility for Hardware Platforms .....	21
2.1.7. Displaying Platform Information .....	23
2.1.8. Displaying RBFS Version Information .....	23

2.1.9. Configuring Platform Profiles .....	24
2.2. Platform Hardware Information .....	26
2.2.1. RBFS Access Leaf and Consolidated BNG Images on UfiSpace S9600-102XC .....	26
2.2.2. RBFS Access Leaf and Consolidated BNG Images on UfiSpace S9600-72XC .....	27
2.2.3. RBFS Spine Image on UfiSpace S9600-32X .....	28
2.2.4. RBFS Access Leaf & Consolidated BNG Images on Edgecore AGR420 (AS7946-74XKSB) .....	29
2.2.5. RBFS Spine Image on Edgecore AGR400 (AS7946-30XB) .....	30
2.2.6. RBFS Consolidated BNG Image on UfiSpace S9510-28DC .....	30
2.2.7. RBFS Consolidated BNG Image on Edgecore CSR440 (AS7535-28XB) ..	31
2.2.8. RBFS L2 Wholesale (L2BSA) Image on UfiSpace S9500-22XST .....	32
2.2.9. RBFS L2 Wholesale (L2BSA) Image on Edgecore CSR320 (AS7316-26XB) .....	33
2.3. Firmware Versions .....	35
2.4. Feature Support Matrix .....	37
2.4.1. Overview .....	37
2.4.2. Access-Leaf Image .....	38
2.4.3. Consolidated BNG Image .....	42
2.4.4. Spine Image .....	49
2.4.5. L2 Wholesale (L2BSA) Image .....	53
2.5. Resource Limits/Feature Support .....	55
2.5.1. Access-Leaf Image .....	57
2.5.2. Consolidated BNG Image .....	58
2.5.3. Spine Image .....	59
2.5.4. L2 Wholesale (L2BSA) Image .....	60

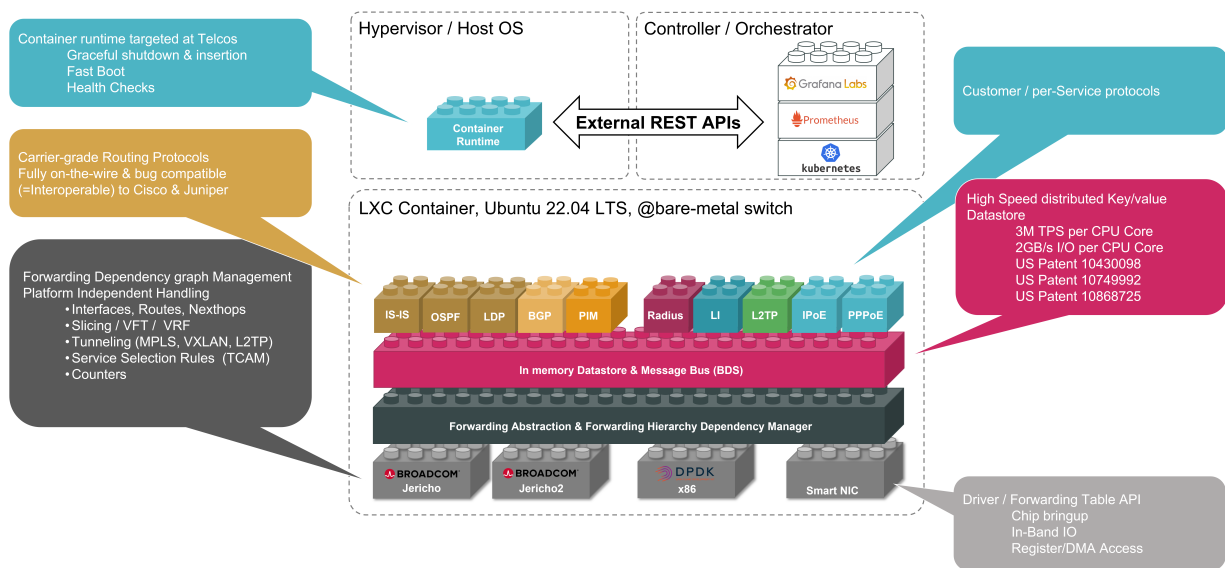
# 1. RBFS Overview

## 1.1. RBFS At-a-Glance

RtBrick Full Stack (RBFS) is a disaggregated and open network operating system that is presently productized and available as a Broadband Network Gateway (BNG). RBFS acts as an access software for establishing and managing subscriber sessions for broadband subscribers. It aggregates traffic from various subscriber sessions and routes the traffic to the network of the service provider.

RBFS establishes and maintains a connection with the Customer Premise Equipment (CPE), so that subscribers can access and use the network services from a network service provider.

RBFS runs as an Ubuntu container on the Open Network Linux operating system on white boxes which can perform Layer 2 and Layer 3 switching.



## 1.2. Why RBFS

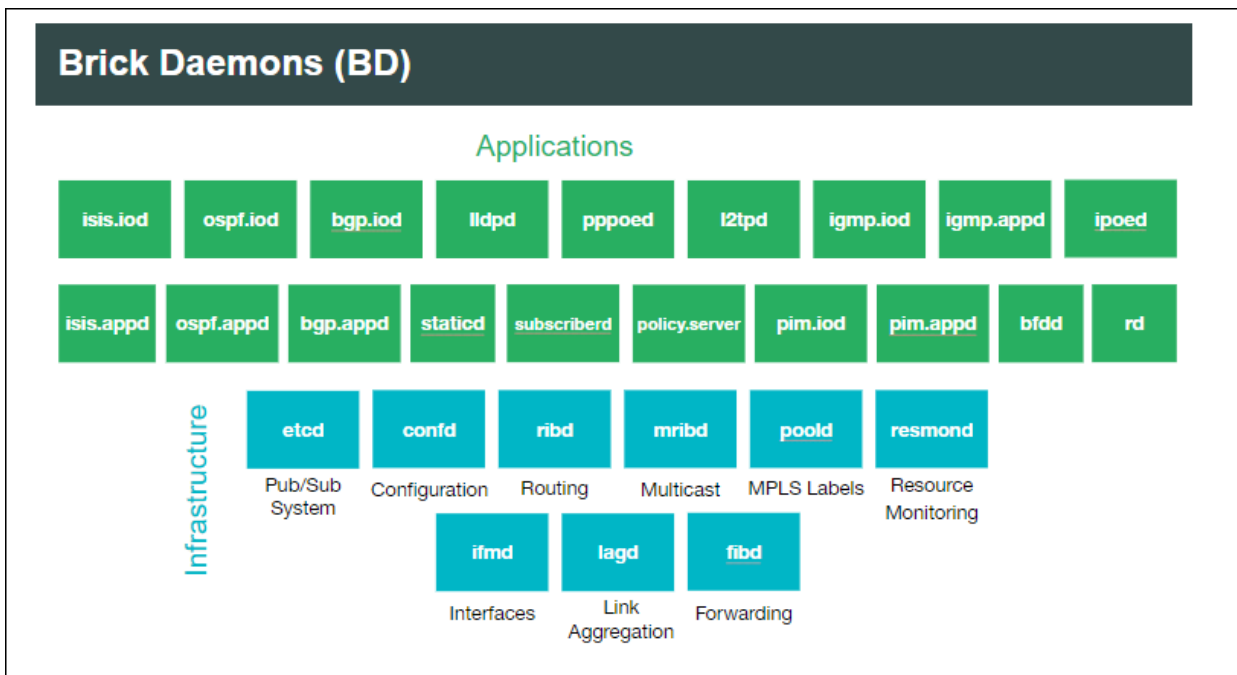
RBFS' open and disaggregated architectural design fosters a faster deployment of new features and services within a short period and it promotes a collaborative ecosystem of hardware and other component vendors. By separating the hardware from the software, RBFS enables you to choose the white box switches of your choice without any vendor lock-in. It helps to reduce the deployment and operational costs significantly by promoting disaggregated BNG that is suitable for

cloud-native ecosystems.

RBFS, built on the microservices architecture, offers some key benefits compared to traditional monolithic systems. It offers greater agility and provides a higher degree of automation that reduces operational overheads. RBFS works well with continuous integration (CI) and continuous delivery (CD) practices and tools.

### 1.3. Architecture and the Key Functional Components

RBFS has been designed based on a microservices architecture to cater a rapidly growing broadband traffic. An RBFS container contains multiple microservices, known as daemons. These microservices are the building blocks of the RBFS ecosystem and they can communicate with each other through a centralized in-memory datastore called Brick Data Store (BDS).



#### 1.3.1. Brick Data Store

RBFS has a schema-driven and in-memory database called BDS (Brick Data Store). As an in-memory data store, BDS relies mainly on the main memory for the storage of data which is contrary to the databases that store data on disks. BDS has architecturally been designed to enable very minimal response time by removing the time to access data stored in disks. BDS acts as a control plane and provides all required data and instructions to the daemons for their functioning.

## 1.3.2. Brick Daemons

RBFS microservices architecture allows daemons to serve various complementary functions and provide services.

For example, the subscriber daemon (`subscriberd`) manages the current subscriber state and is responsible for authentication, authorization, and accounting. The `ribd` daemon is responsible for route selection, next-hop resolution, tunnel selection and recursion.

There are daemons such as `CtrlD` (Controller) and `ApiGwD` (API Gateway) which are part of the RBFS ecosystem. These daemons sit in the middle (on the ONL) and manage all the communication between the client and backend services running in the container. The API Gateway (`ApiGwD`) daemon provides a single point access to expose services running inside of the RBFS container.

RBFS daemons and other dependencies are packaged as an Ubuntu LXC container. The RBFS container is hosted on the Open Network Linux (ONL), an open-source operating system, which can be run on white box switches.

RBFS can perform various roles such as Spine, Leaf, and Consolidated BNG which serve different use-cases. The software images of these various roles contain daemons that are required to serve these roles for their different functions. The RBFS Consolidated BNG software image contains all the RBFS daemons packaged in a container, other roles such as Spine and Leaf include only the daemons which are required to carry out their respective functions.

For example, the Spine RBFS image includes (in addition to other daemons) the interior gateway protocol daemons such as `isis.appd`, `isis.iod`, `ospf.appd`, and `ospf.iod` which are not required in the Access Leaf image.

Similarly, the Access Leaf image should include daemons (in addition to other daemons) such as `subscriberd`, `l2tpd`, `pppoed`, and `ipoed` which are not present in the Spine image.

The daemons such as `alertmanager`, `confd`, `etcd`, `fibd`, `hostconfd`, `ifmd` and so on are present in the images of both the Spine and Leaf roles as these daemons are required in both of these roles.

## Containerization of Daemons

RBFS daemons and other dependencies are packaged as an Ubuntu LXC container. This containerization is a logical layer that helps to make the applications secure, flexible, and portable by providing isolation. This RBFS container is hosted on the Open Network Linux (ONL), an open-source operating system, which can be run on white box switches.

RBFS can perform various roles such as Spine, Leaf, and Consolidated BNG which have different functions to serve. The software images of these various roles contain daemons that are required to serve these roles for their different functions. Though, the RBFS Consolidated BNG software image contains all the RBFS daemons packaged in a container, other roles such as Spine and Leaf include only the daemons which are required to carry out their respective functions.

For example, the core Spine RBFS image must include (in addition to other daemons) the interior gateway protocol daemons such as `isis.appd`, `isis.iod`, `ospf.appd`, and `ospf.iod` which are not required in the Access Leaf image.

Similarly, the Access Leaf image should include daemons (in addition to other daemons) such as `subscriberd`, `l2tpd`, `pppoed`, and `ipoed` which are not present in the Spine image.

You can see the daemons such as `alertmanager`, `confd`, `etcd`, `fibd`, `hostconfd`, `ifmd` and so on are present in the images of both the Spine and Leaf roles as these daemons are required in both of these roles.

## Launching Microservices Dynamically

When the RBFS container starts up, it installs different sets of microservices depending on the image role and platform. This is done to minimize unnecessary resource consumption. In RBFS, the microservices are divided into two categories: base microservices and on-demand microservices. RBFS containers will have all microservices installed according to the platform and image role, but not all will be enabled on bootup. Only the base microservices will be enabled and started on bootup. On-demand microservices will only be started when their respective configurations are configured and will stop once all dependent configurations are deleted.

For instance, when the user configures BGP with the CLI command `set instance <instance> protocol bgp`, the `rtbrick-bgp.appd.1` and `rtbrick-bgp.iod.1` services will

start. And, once the BGP configuration is deleted, "rtbrick-bgp.appd.1" and "rtbrick-bgp.iod.1" will be stopped after 5 minutes (graceful shutdown time).

By default, the following base microservices will be running in the container.

- rtbrick-confd
- rtbrick-etcd
- rtbrick-fibd
- rtbrick-hostconfd
- rtbrick-ifmd
- rtbrick-lldpd
- rtbrick-mribd
- rtbrick-opsd
- rtbrick-poold
- rtbrick-resmond
- rtbrick-resmond-agent
- rtbrick-restconfd
- rtbrick-ribd
- rtbrick-staticd

When you make other RBFS configurations, the required on-demand microservices will be automatically enabled.

## 1.4. Supported Topologies

RBFS can be deployed in a spine-leaf architecture and can also be deployed standalone in a single switch by consolidating all the features in one switch.

A spine-leaf architecture is a two-tier network topology that consists of two switching layers — a spine and a leaf. In this topology, two layers of switches interconnect. The leaf layer consists of access switches that aggregate traffic and connect directly to the spine which is the core network.

The advantage of RBFS spine-leaf topology includes higher performance and better scalability. It is inherently scalable by providing many paths between any two



points. This topology is easier for horizontal scaling by adding additional switches to add more capacity to handle increased traffic. This topology is also useful for low latency and higher bandwidth.

A consolidated BNG architecture offers all the functionalities of a spine-leaf BNG architecture on a single bare-metal switch. However, this architecture is recommended when there is a small concentration of broadband subscribers.

## 1.5. Interfaces to Operate and Manage RBFS

RBFS provides a CLI and a rich set of commands that you can use to operate, configure, monitor, and manage the system and its various components. Using the RBFS CLI, you can configure static IPv4, IPv6, MPLS, and multicast routes.

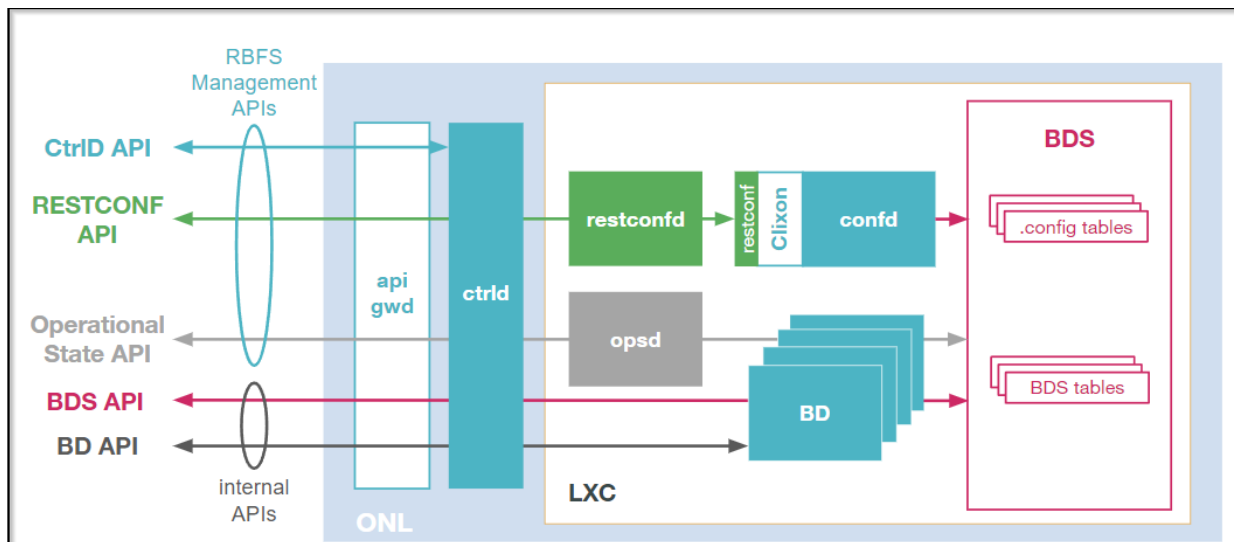
In addition to the CLI, RBFS also offers industry-standard tools and utilities such as RESTCONF.

RBFS supports REST-based industry-standard tools such as RESTCONF and Operational State API to enable communication with the software and underlying devices. RESTCONF is a programmatic interface that enables you to programmatically access RBFS devices and manage configurations.

The Operational State API daemon (opsd) provides the operation state of the system. It forms a stable contract between RBFS and network management systems and inspects the operational state of the device to diagnose and troubleshoot problems.

RBFS APIs allow to access and consume RBFS data simply and securely.

RBMS (RtBrick's Management System) is a GUI-based application that acts as a single pane of glass and allows interactions with RBFS for all operations, from provisioning and management to monitoring and debugging.



## 1.6. Features and Components

### 1.6.1. Routing

RBFS, at its core, is a routing software that supports both IP routing and MPLS routing. In dynamic IP routing, RBFS supports all major routing protocols that include OSPFv2 and IS-IS (interior gateway protocols) and BGP (exterior gateway protocol).

RBFS also supports Protocol Independent Multicast (PIM), a multicast routing protocol that runs over existing unicast infrastructure. PIM-SSM uses a subset of PIM sparse mode and IGMP to permit a client to receive multicast traffic directly from the source.

#### BGP

BGP is a standard exterior gateway protocol (EGP) supported by RtBrick. BGP is considered a "Path Vector" routing protocol and maintains a separate routing table based on the shortest Autonomous System (AS) path and various other route attributes.

#### IS-IS

IS-IS, or Intermediate System to Intermediate System, is an open standard routing protocol. ISO published the standard as a way to route datagrams as part of their OSI stack. IETF later republished the standard, and added IP route support.

## **OSPFv2/v3**

OSPF (Open Shortest Path First) is an Interior Gateway Protocol that distributes routing information within a single Autonomous System (AS) in an IP network. OSPF is a link-state routing protocol that uses link-state information to form a routing table and exchange the routing information with the neighbors.

RtBrick FullStack (RBFS) supports OSPF version 2 (OSPFv2) and OSPF version 3 (OSPFv3), including authentication, LDP-IGP sync, and redistribution policy. RBFS does not support OSPFv3 Virtual Link.

## **LDP**

Label distribution protocol (LDP) is the most commonly used protocol in the MPLS network. It generates and distributes labels and thus helps in MPLS packet switching and forwarding. By using LDP, label-switching routers in an MPLS network can exchange label mapping information to create label-switched paths (LSPs) for switching data packets. RtBrick FullStack (RBFS) supports Dual-stack, which means LDP can exchange FEC-label bindings over either IPv4 or IPv6 networks.

## **Static Routing**

RBFS supports static routing that allows you to configure routes manually.

## **Segment Routing**

RBFS supports segment routing using the IS-IS and OSPF protocols. In segment routing, the source router decides the path (throughout the network) to the destination and encodes the path details in the packet header as an ordered list of instructions. The routers on the path do not take any forwarding decisions but just execute the forwarding instructions.

### **1.6.2. Layer 2 Services**

#### **L2X**

Layer 2 Cross-Connect (L2X) is a data plane feature that connects two physical ports (IFPs) using Layer 2 switching. L2X can switch the traffic between two IFPs to provide the trunk service for an Ethernet switch.

## **EVPN-VPWS**

Ethernet Virtual Private Network (EVPN) is a Layer 2 internetworking technology similar to BGP/MPLS IP VPN. EVPN uses extended BGP reachability information and advertisements between different Layer 2 networks at various sites in the control plane.

The EVPN Virtual Private Wire Service (VPWS) is a point-to-point (P2P) service that is built on the EVPN service architecture. EVPN-VPWS uses MPLS tunnels to traverse the backbone network. It offers a Layer 2 packet forwarding mode that connects access circuits (ACs) as per the specifications of RFC 8214.

## **BGP-signaled L2VPN**

The BGP-signaled L2VPN uses BGP for signaling and auto-discovery to establish multipoint Layer 2 VPN over the MPLS backbone network. The remote cross-connect is a point-to-point (P2P) service that connects two locations using the MPLS core network and MP-BGP. The remote cross-connect uses MPLS tunnels to traverse the backbone network. It offers a Layer 2 packet forwarding mode that connects access circuits (ACs). The RBFS implementation of BGP-signaled L2VPN is in accordance with RFC-6624 which supports L2VPN using BGP for auto-discovery and Signaling.

### **1.6.3. Multicast**

#### **IGMP**

Internet Group Management (IGMP) protocol allows a host to advertise its multicast group membership to neighboring switches and routers. IGMP is a standard protocol used by the TCP/IP protocol suite to achieve dynamic multicasting.

#### **PIM**

PIM SSM builds shortest-path trees (SPTs) rooted at the source immediately because in SSM, the router closest to the interested receiver host is informed of the unicast IP address of the source for the multicast traffic. That is, PIM SSM bypasses the RP connection stage through shared distribution trees, as in PIM sparse mode, and goes directly to the source-based distribution tree.

## Multicast VPN

The Multicast VPN (MVPN) feature provides the ability to support multicast over a Layer 3 VPN. Multicast allows the efficient distribution of information between a single multicast source and multiple receivers. IP multicast is used to stream video, voice, and data to an MPLS VPN network core. The RBFS MVPN implementation is based on RFC 6513 “Multicast in MPLS/BGP IP VPNs” and RFC 6514 “BGP Encodings and Procedures for Multicast in MPLS/BGP IP VPNs”.

## Routing Policy

RBFS routing policies allow to control and modify the behavior of routing protocols such as IS-IS, OSPF, and BGP. RBFS has a generic routing policy framework that serves multiple purposes and applications. In RBFS, the routing policy implementation is performed by four major components: Policy Repository, Command Processing Module, Policy Server, and Policy Client.

### 1.6.4. Access and Subscriber Management

RtBrick’s modular and scalable subscriber management offers the next-generation access infrastructure (ng-access) that supports protocols such as PPPoE, IPoE, L2TPv2, DHCPv4 and DHCPv6 and RADIUS. It provides subscriber authentication, access, service creation, activation, and deactivation. It collects accounting statistics for the subscriber sessions. RBFS enables you to address the challenges such as interoperability with numerous client devices from various vendors which requires a well-implemented and industry-proven access protocol stack, including support for all relevant RFCs. RBFS subscriber management infrastructure provides the next generation of internet access protocols designed for carrier-grade services.

### Support for PPPoE, IPoE, and L2TPv2

RBFS supports subscriber session management protocols such as Point-to-Point Protocol over Ethernet (PPPoE), Layer Two Tunneling Protocol (L2TPv2), and IP over Ethernet (IPoE) to deliver network access services to broadband subscribers.

PPPoE establishes a PPP connection over the ethernet. In RBFS, the PPPoE daemon (`pppoed`) manages PPPoE and PPP sessions.

IP-over-Ethernet (IPoE) is an alternative to PPPoE to deliver network access services

to broadband subscribers. IPoE does not require client dial-in software and is easy to use when accessing the network. In RBFS, the IPoE daemon (`ipoed`) manages IPoE services using DHCPv4 and DHCPv6.

The L2TPv2 daemon (`l2tpd`) is used for the L2TPv2 tunnel and session handling. L2TP is a Layer-3 tunneling protocol that initiates a tunnel between an L2TP access concentrator (LAC) and an L2TP network server (LNS). This enables Point-to-Point Protocol (PPP) link layer to be encapsulated and transferred across the internet.

## Accounting

RBFS accounting is the process of tracking subscriber activities and network usage in a subscriber session for auditing and billing. Accounting tracks information such as subscriber identity, the number of packets and bytes transferred from and to the network, start and stop times of the sessions and so on. The accounting keeps track of resources used by the subscriber during the sessions. This includes the session time called time accounting and the number of packets and bytes transmitted during the session called volume accounting. In RBFS, accounting can be performed based on classes or types of services such as video, VoIP, and data.

## Support for Lawful Interception

RBFS supports Lawful Interception (LI) to allow legal authorities to obtain communications network data for analysis or evidence. LI is a technique of intercepting certain user data streams tunneling the intercepted traffic to a mediation device with the data and only the users with appropriate credentials can access the intercepted data.

## HTTP Redirect Service

RBFS HTTP Redirect service allows network service providers to intercept and redirect HTTP request traffic from subscribers to a designated captive portal instead of the original destination. This powerful service has a multitude of use cases, ranging from subscriber re-authentication to enforcing acceptance of network usage policies. It allows network service providers to re-authenticate subscribers when necessary and ensure that users explicitly accept network usage policies before accessing services. By implementing the RBFS HTTP Redirect Service, network service providers can efficiently manage user access and enforce compliance with network regulations and policies, ultimately enhancing the overall security and user experience within their network environment.

## 1.6.5. RBFS (Hierarchical) Quality of Service

RBFS Quality of Service (QoS) is a method of prioritizing network traffic for mission-critical applications and high-priority network services such as voice and video. It provides control over a variety of traffic types and ensures that critical data traffic gets sufficient network resources such as bandwidth.

RBFS can perform priority forwarding of data packets throughout the network. For this preferential forwarding, it identifies and classifies the network traffic. So that the critical network packets get sufficient resources. RBFS QoS ensures the required level of service and provides cost benefits to network providers by enabling them to use network resources efficiently.

RBFS also supports Hierarchical Quality of Service (HQoS), a mechanism that allows you to specify Quality of Service (QoS) behavior for different traffic classes. QoS allows classifying services such as voice and video, but using HQoS, you can apply QoS policies to different users, VLANs, logical interfaces, and so on. RBFS employs HQoS by using the mechanisms such as classifier, queuing, scheduler, policer, shaper, and remarking. HQoS provides a higher degree of granularity in traffic management.

## 1.6.6. RBFS Carrier-Grade Network Address Translation

RBFS is multi-service edge routing software with which you can deliver both CGNAT and BNG functionalities on a single open switch to reduce costs and increase efficiency.

The RBFS CGNAT or NAT444 solution supports Network Address Port Translation (NAPT), which has the potential to conserve IPv4 addresses for service providers. NAPT is an effective method for allowing multiple devices to connect to the Internet using a single public IPv4 address.

The solution can address the IPv4 depletion challenge of service providers. Using the RBFS CGNAT, service providers can serve a large number of subscribers using a limited number of public IPv4 addresses.

RBFS CGNAT solution has some unique characteristics. Both BNG functionalities and CGNAT functionalities can coexist in a single RBFS device. RBFS CGNAT implements NAT in the chipset that allows for the delivery of CGNAT functionality in-line, fully integrated into the packet processing pipeline alongside other

functions in the data plane itself, without requiring any additional chipset resources.

RBFS CGNAT supports deterministic NAT mode of address translation, which provides a consistent mapping of private IPv4 addresses with public IPv4 addresses and port ranges. This mode ensures a one-to-one mapping of private IPv4 addresses with public IPv4 addresses, allowing you to specify the private address and its matching public address and port range. The given private IPv4 address is always translated to the same public address.

### **1.6.7. Ethernet VPN - Virtual Private Wire Service**

RBFS Ethernet VPN - Virtual Private Wire Service (EVPN-VPWS) technology provides point-to-point Layer 2 services over an IP or MPLS network. It is based on the EVPN (Ethernet VPN) technology, which extends the BGP (Border Gateway Protocol) to handle MAC addresses and Ethernet segments in addition to IP prefixes.

EVPN-VPWS allows service providers to offer Layer 2 services with better scalability, flexibility, and ease of operation compared to traditional Layer 2 technologies like VPLS (Virtual Private LAN Service). It uses BGP as the control plane protocol to distribute MAC reachability information across the network, enabling efficient MAC learning and forwarding.

### **1.6.8. RBFS Redundancy**

RBFS supports deployment in redundancy mode that protects from link and node failures. Node and link outages that may occur on an RBFS access network can bring down the subscriber services. RBFS Redundancy helps to minimize the impact of these events and to reduce interruptions and downtime by providing a resilient system.

RBFS Redundancy protects subscriber services from various software and hardware outages. It provides mechanisms to enhance network resiliency that enables subscriber workloads to remain functional by ensuring a reliable switchover in the event of a node or link outage. With RBFS Redundancy, if one node goes down, another node can automatically take over the services.

RBFS Redundancy protects subscriber groups using an active standby node cluster model. RBFS Redundancy architecture consists of an active-standby node cluster and one node is active that runs workloads at a time. The peer node, which is



identical to the first node, mirrors the concurrent subscriber state data from the peer and takes over workloads in the event of a node or link failure.

### **1.6.9. Zero Touch Provisioning**

By leveraging the Zero Touch Provisioning (ZTP) feature, you can automate many of the RBFS deployment and setup tasks. ZTP allows you to set up and configure the platforms automatically by eliminating the repetitive manual tasks in a large-scale environment. This feature significantly reduces human touch points and errors prone by manual interventions and makes the deployment easier.

### **1.6.10. Scalability in RBFS**

RBFS allows horizontal scaling to enhance system capacity. You can add additional switches to the spine and leaf layers to enhance capacity to handle increased subscriber traffic.

RBFS offers subscriber management capacity in a scale-out architecture called the Point-of-Deployment (PoD), also known as a SEBA PoD (SDN-enabled PoD). A large-scale PoD consists of access leaf routers aggregated by a layer of spine routers in an auto-provisioned CLOS topology. The access leaf routers provide subscriber management functionality. For even greater scalability, a layer of border leaf routers can be added to the core of the network provider network to provide more connectivity.

The leaf routers can be scaled out horizontally to increase the number of subscribers supported on the PoD, providing a pay-as-you-grow model. PPPoE subscribers can be terminated on the access leaf routers or tunneled to an LNS over L2TPv2. L2 Cross Connect (L2X) allows subscriber traffic to be tunneled out of the PoD at Layer 2, providing connectivity.

### **1.6.11. Security in RBFS**

In RBFS, security is integrated into the foundation of the network. RBFS implements several techniques and methods to safeguard the entire network infrastructure. RBFS has a comprehensive set of security capabilities that deploy multiple security controls to protect different areas of the system and network.

## Security features for RBFS Control Plane

RBFS Control Plane security feature enables filtering and rate-limiting the traffic transmitted from the forwarding plane to the control plane. RBFS uses Access Control Lists (ACLs) and policers to secure the router's control plane.

All routing protocols, management protocols, and service protocols run in the control plane. The output of these protocols results in databases such as routing tables, MAC tables, ARP tables, and so on, which eventually get programmed in the forwarding plane.

ACLs are the building blocks of control-plane security. RBFS employs fundamental mechanisms - Protocol ACLs and Route Lookup - for redirecting control plane traffic to the CPU and policers for controlling CP traffic to the CPU.

All routing protocols (BGP, OSPF, and ISIS), Management Protocols (SSH, RESTCONF, and so on), Service Protocols (RADIUS, NTP, and TACACS+), and Access Protocols (PPPoE, DHCP, L2TP, and PPP) automatically create Access Control Lists (ACLs) required to punt the protocol traffic to the CPU Control Plane.

The RBFS Control Plane Security feature adds policers to all protocol ACLs. This feature creates a set of default policers and applies them to the protocol ACLs to secure the control plane from DDoS attacks.

## Security features for RBFS Management Plane

RBFS provides the capability to restrict access to the management plane only to authenticated and authorized entities. The authentication identifies the entity and the authorization validates if the entity is allowed to execute the action.

RBFS supports the security protocol, TACACS (Terminal Access Controller Access Control System). RBFS provides a Pluggable Authentication Module (PAM) that enables it to work with TACACS for centralized authentication for users who try to access a router.

For management plane security, RBFS implements token-based authentication that provides access to the management plane through APIs only to the authenticated entities.

RBFS uses JSON web token, an open standard token, that defines a compact and self-contained way for securely transmitting information between parties as a

JSON object. The ApiGwD daemon validates the access token against a JSON web key set (JWS).

## 1.6.12. Logging and Observability in RBFS

RBFS logging is the process of writing log messages during the execution of an event. Logging provides reports about the events in the entire RBFS ecosystem at different functional areas. You can configure logging based on the different severity levels available. RBFS also allows you to send logs to third-party log management servers such as Graylog where you can view and analyze the real-time data. It provides you the ability to trace out the errors of the applications in real-time.

Operational state visibility is crucial for troubleshooting, testing, monitoring, and capacity management. To enable operational visibility, it is required to collect router metrics periodically. RBFS allows the ingestion of time-series data allows to send operational queries.

RBFS uses Prometheus, an open-source system monitoring and alerting tool, for monitoring and metric collection. Prometheus collects time-stamped data for events, network data, application performance, and so on. The tool allows analyzing metrics with the **PromQL** query language. Additionally, RBFS provides an optional alert management tool. You can use both of these tools together with its own services to integrate them into the RBFS ecosystem.

### Observability Using SNMP

RBFS SNMP (Simple Network Management Protocol) provides a network monitoring mechanism that collects state information from various network devices and components. With SNMP, you can monitor interfaces, CPU usage, temperature of the device, bandwidth usage, and so on. For example, if an interface goes down on one of the devices, SNMP can quickly alert this. The RBFS SNMP implementation allows retrieving system state information using the Protocol Data Unit (PDU) from various network components.

SNMP allows performing various operations that include GET for retrieving data, SET for modifying data, TRAP for notifying an event and so on. These operations provide management access to the MIB hierarchy. RBFS supports the SNMP version 2c and SNMP version 3.

## Resource Monitoring

Monitoring the device and its various components is very crucial to analyze the health of devices. RBFS provides resource monitoring capabilities to keep track of various components of the devices. RBFS has a dedicated daemon called **resmond** to discover and monitor the device resources. With RBFS Resource Monitoring, you can continuously observe the health of the system resources such as CPU, Memory, Processes, Disks, Sensor, and Optics.

### 1.6.13. RBFS Software Installation

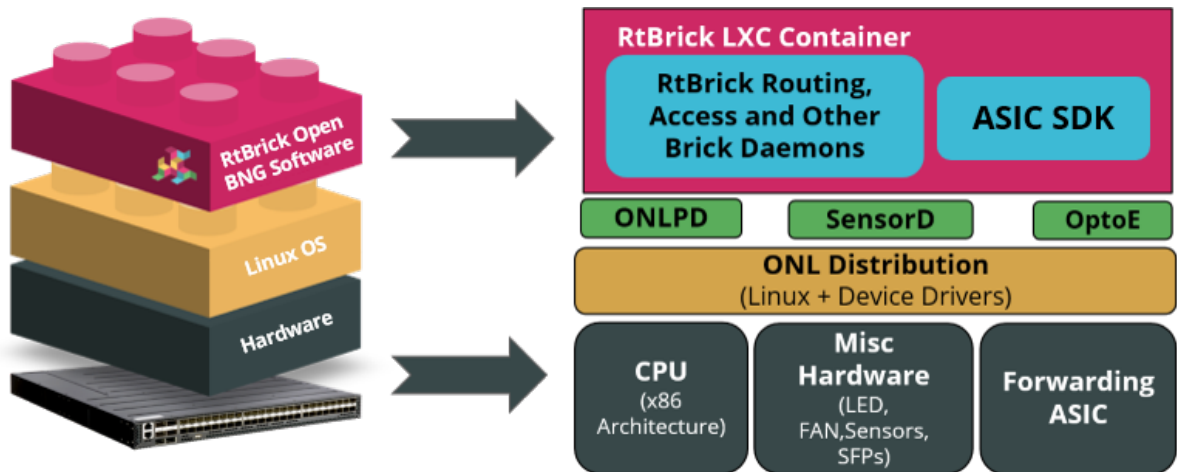
RBFS software is available at RtBrick Image Store (<https://releases.rtbrick.com/>) where you can download the latest version. For more information on RBFS software installation, see [/resources/techdocs/current/tools/installation\\_overview.html](/resources/techdocs/current/tools/installation_overview.html)[RBFS Installation].

## 2. Platform

### 2.1. Platform Overview

The RtBrick FullStack (RBFS) software runs as a LXC container on a Linux host operating system in the bare-metal switches, which are capable of Layer 2 and Layer 3 switching. Multiple switches can be combined to support several subscribers using a leaf and spine architecture or deployed as a standalone unit using the consolidated BNG approach. Additionally, the ZTP (Zero-Touch-Provisioning) and REST-based APIs that expose the state of the system are also supported.

The image below shows a high-level overview of the platform architecture.



Platform hardware consists of forwarding ASICs and an Open Network Linux (ONL) operating system. A RBFS container that resides on top of this software includes all necessary packages to deliver access and routing protocols.

This guide looks at the platform features, the different supported hardware platforms, and features that are supported on each hardware platform.

#### 2.1.1. Supported Platforms

RtBrick’s software has been validated on the following hardware platforms.

Hardware Platform	Role
Edgecore CSR320 (AS7316-26XB)	L2 Wholesale (L2BSA)

Hardware Platform	Role
Edgecore CSR440 (AS7535-28XB)	Consolidated BNG
Edgecore AGR400 (AS7946-30XB)	Spine
Edgecore AGR420 (AS7946-74XKSB)	Access Leaf, Consolidated BNG (C- BNG)
UfiSpace S9510-28DC	Consolidated BNG (C- BNG)
UfiSpace S9500-22XST	L2 Wholesale (L2BSA)
UfiSpace S9600-32X	Spine
UfiSpace S9600-72XC	Access Leaf, Consolidated BNG (C- BNG)
UfiSpace S9600-102XC	Access Leaf, Consolidated BNG (C- BNG)

For a list of features and sub-features supported by each platform, see [Feature Support Matrix](#).

## 2.1.2. End-of-Life Policy

RtBrick periodically introduces software support for new hardware platforms and use cases. Likewise, support for older software is discontinued to ensure that RtBrick can provide appropriate attention to software critical to drive business functions. The [/resources/techdocs/current/eol/eol\\_policy.html](/resources/techdocs/current/eol/eol_policy.html) [End-of-Life Policy page] details the platforms that are no longer supported or have limited support from RtBrick.

## 2.1.3. Guidelines and Limitations

### QAX-based Platforms

- An additional restriction applies to ports belonging to a port group on QAX-

based platforms. For more information, see section [Guidelines and Limitations](#) of the *Interfaces User Guide*.

- MPLS forwarding is not supported on double-tagged interfaces. It is supported only on untagged and single-tagged interfaces.

## 2.1.4. Brick Daemon (BD)

RBFS runs multiple Brick Daemons (BD). Every application that runs within RBFS is fundamentally a brick daemon. For example, forwarding daemon (fibd), configuration daemon (confd), BGP (bgp.iod or bgp.appd), or interface management daemon (ifmd).

### Brick Daemon (BD) Restartability

If a brick daemon fails (for a limited number of times), RBFS will restart it automatically. If the automatic restart does not succeed, you can use the Ubuntu system control to start a daemon.

For more information about troubleshooting the Brick Daemons, see section "2.2. Brick Daemons" of the *RBFS NOC Troubleshooting Guide*.

## 2.1.5. Setting Up System Parameters

You can configure basic host system parameters such as 'element name' and 'pod name' using the `set system host` command.

### Syntax:

`set system host <attribute> <value>`

Attribute	Description
element-name <element-name>	Specify the name of the element (container). A pod can contain a group of elements.
pod name <pod-name>	Specifies the name of the Pod. Pod stands for point (zone) of deployment.
nameserver	Specify the IP address of the DNS server. It is allowed to configure a maximum of three servers.

Attribute	Description
role	Specify the role of the element. Roles include Spine, Access Leaf, Border Leaf, and so on.



The **hostname** is defined in the DHCP server. The maximum length of the **hostname** is restricted to 64 characters.

### Example: System Parameters Configuration

```
supervisor@rtbrick>LEAF01: op> show config system host
{
  "rtbrick-config:host": {
    "element-name": "ufil0.q2c.u9.r4.nbg.rtbrick.net",
    "pod-name": "nbg4"
  }
}
```

## 2.1.6. CPU Watchdog Timer Utility for Hardware Platforms

The CPU watchdog timer utility is located in BMC and helps to detect any CPU failure. It also enables the CPU to recover from faults. By default, Watchdog Timer functionality is enabled, and it does not require any configuration from users. However, you can configure it to change the default settings.

### Enable CPU Watchdog Timer in Hardware

Use the following command to enable watchdog timer on the hardware.

#### Syntax:

**set system platform-management watchdog CPU** <attribute> <value>



Attribute	Description
action	<p>Specifies the possible timeout actions:</p> <ul style="list-style-type: none"> <li>• hard-reset: A reset will take place based on the configured settings.</li> <li>• no-action: No action will be taken.</li> <li>• power-cycle: The watchdog timer will power cycle the device.</li> <li>• shutdown: The device will shut down per the configured setting.</li> </ul> <p>Default value: power-cycle.</p>
interval	<p>Specifies the watchdog timer interval in seconds.</p> <p>Default value: 1800 seconds.</p>

### Example: Enable CPU Watchdog Timer

```

supervisor@rtbrick>LEAF01: op> show config system platform-management watchdog
{
  "rtbrick-config:watchdog": [
    {
      "type": "CPU",
      "action": "hard-reset",
      "interval": 3600
    }
  ]
}

```

You can use the **ipmitool** utility to view the status of the CPU watchdog timer.

Log into the ONL and enter the command as shown below to validate CPU watchdog timer functionality.

```

supervisor@onl>rtbrick:~ $ sudo ipmitool mc watchdog get
Watchdog Timer Use:      OS Load (0x43)
Watchdog Timer Is:      Started/Running
Watchdog Timer Actions: Power Cycle (0x03)
Pre-timeout interval:   0 seconds
Timer Expiration Flags: 0x00
Initial Countdown:      1800 sec
Present Countdown:      1795 sec

```

## 2.1.7. Displaying Platform Information

To display platform information, use the `show platform` command, as shown in the example below.

```
supervisor@rtbrick>LEAF01: op> show platform
x86_64-ufispace_s9600_72xc-r0
Role                : consolidated-bng
Platform            : q2c(BCM88820_A1)
External Processor  : OP2(X-0x1069a17f)
Vendor              : Ufi Space
Manufacturer        : Ufi Space
Manufacture date    : 06/28/2021 10:51:29
MAC address         : e8:c5:7a:8f:78:0d
Part number         : S9600-72XC-RB6B
Serial number       : WJ91B67T00009B3
Product name        : S9600-72XC
Onie version        : 2020.02v01
Label revision      : N/A
Diag version        : 0.1.4
Country code        : CN
```



- Information about external processors is displayed only for Q2C platforms and non-spine image roles. "N/A" displayed otherwise.
- When using virtual platforms, the "show platform" CLI command does not provide any output.

## 2.1.8. Displaying RBFS Version Information

To display RBFS version information, use the `show version` command, as shown in the example below.

```
supervisor@rtbrick>LEAF01: op> show version
UUID                : a54edaa0-29ab-4ffe-ac6a-82775016c677
Version             : 23.8.1-candidate.0
Role                : consolidated-bng
Platform            : q2c
Format              : lxd
Build date          : 2023-08-22 10:48:50 UTC
```

To display detailed version information for RBFS along with library versions, use the `show version detail` command, as shown in the example below.

```
supervisor@rtbrick>LEAF01: op> show version detail
UUID                : a54edaa0-29ab-4ffe-ac6a-82775016c677
Version             : 23.8.1-candidate.0
Role                : consolidated-bng
```

```

Platform      : q2c
Format       : lxd
Build date   : 2023-08-22 10:48:50 UTC
Component    Version                               Timestamp
Branch
alertmanager 0.24.0-xdaily.20230818085706+Cfa52d276 2023-07-04
08:22:19    master
cligen        0.1.0-xdaily.20230818085715+Ccd1eae0c    2023-06-13
10:08:18    master
clixon        4.3.1-xdaily.20230821154020+Ca22bfa87    2023-08-18
05:04:44    master
ems-service-event 0.1.0-xdaily.20230818090808+C3ace4161    2023-06-02
12:32:04    master
etcd          0.9.1-xdaily.20230821154544+Cd4e0a651    2023-06-12
10:46:20    master
fwd-plugin-bcm-q2c-combined-cbng 2.0.3-xdaily.20230822104744+C5ef9e1b7    2023-08-21
16:33:00    master
fwd-plugin-bcm-q2c-s9600-72xc-cbng 2.0.3-xdaily.20230821165134+C5ef9e1b7    2023-08-21
16:33:00    master
hostconfd    0.6.0-xdaily.20230818085705+C05f4a7df    2023-07-31
16:22:34    master
hostnetconfd 0.3.0-xdaily.20230818085718+Ce2adec98    2023-08-09
07:13:46    master
json-builder 0.1.0-xdaily.20230818091101+C7e7495bd    2023-05-03
11:33:18    master
json-parser  1.1.0-xdaily.20230818085719+Cf2b50ee5    2023-05-03
11:33:56    master
libbgp       1.0.2-xdaily.20230821155936+Cad5b378a    2023-08-14
13:47:44    master
libjson      1.0.0-xdaily.20230818085714+Cd6550b9a    2023-03-27
09:37:06    master
libconfd     1.0.3-xdaily.20230821154549+C51dc7de6    2023-08-18
04:53:01    master
<...>
    
```

## 2.1.9. Configuring Platform Profiles

Network operators can determine ASIC scale profiles and features to meet their specific business requirements. Currently, the platform profile configuration is supported on the Consolidated BNG (C-BNG) image on the Q2C and Q2A platforms. The profiles can be viewed using the "show platform-profile" command.

### Guidelines & Limitations

- The system only allows the configuration of the profiles and features it supports.
- This system allows to configure any one of the supported profiles.
- You can configure multiple features for one profile.
- You can make changes to the features, such as removing or modifying them.
- To activate the configuration changes, system reboot is required.

## Platform Profile Support

Platform	Supported Profile	Supported Features	Default
Q2C C-BNG	nat_1q, nat_4q	ipoe-n-1	nat_4q
Q2A C-BNG	1q, 4q	ipoe-n-1, access-multifield-classifier	4q (ipoe-n-1)

To configure profile for a specific platform, use the command below.

### Syntax:

**set system platform profile** <profile\_name[1-64]>

Attribute	Description
<profile-name>	Specifies the profile that you want to activate. The new platform profile will be activated only after a system reboot
feature <feature>	Specifies the feature that enabled along with the profile.

Example: Enabling the feature ipoe-n-1 for the profile nat\_1q

```
supervisor@switch: cfg> set system platform profile nat_1q feature ipoe-n-1
```

```
"rtbrick-config:system": {
  "platform": {
    "profile": [
      {
        "profile_name": "nat_1q"
      }
    ]
  }
}

"rtbrick-config:system": {
  "platform": {
    "profile": [
      {
        "profile_name": "nat_1q",
        "feature": [
          "ipoe-n-1"
        ]
      }
    ]
  }
}
```

```
}
}
```

To view the profiles configured for a platform after reboot, use the show platform-profile command as shown in the example below

### Example: Viewing Platform Profile on the Q2A Platform

```
supervisor@rtbrick>LEAF01: op>show platform-profile
Platform-profile: 4q
  Role: consolidated-bng
  MDB Profile: custom_q2a_scale
  Counter Profile: cbng
  Features: -|ipoe-n-1|access-multifield-classifier
```

### Example: Viewing Platform Profile on the Q2C Platform

```
supervisor@rtbrick>LEAF01: op> show platform-profile
Platform-profile: nat_4q
  External Processor Variant: OP2_M
  Address Translation Service: True
  Role: consolidated-bng
  MDB Profile: custom_rtb_cbng_nat
  Counter Profile: cbng_nat_extend
  Forwarding Routes on External Processor: False
  Ingress Accounting is External: False
  Egress Accounting is External: True
```

## 2.2. Platform Hardware Information

### 2.2.1. RBFS Access Leaf and Consolidated BNG Images on UfiSpace S9600-102XC

The RBFS Access Leaf is a software image that supports subscriber termination functionality on the Leaf Switch in a Spine Leaf deployment for BNG. The RBFS Consolidated BNG is a software image that supports full BNG functionality on a single image. Both these images are supported on the UfiSpace S9600-102XC platform.

#### Hardware Specification

*UfiSpace S9600-102XC Hardware Specification*

Model	UfiSpace S9600-102XC
-------	----------------------

Form-factor	2RU in height with physical dimensions of: Width 436mm (17.16"), Depth 609.6mm (24"), and Height 87.7mm (3.45")
Switching Capacity	2.4 Tbps NOTE: 200 Gbps bandwidth is reserved internally, and hence 2.2 Tbps is available for external use.
Switch ASIC	Broadcom Qumran-2C BCM88820
Co-Processor	BCM16K
CPU	Intel Skylake-D D-2145NT 8 core / 1.9GHz
Role	Access Leaf, Consolidated BNG (C-BNG)
Storage (SSD)	128 GB
System Memory	16GB x2 DDR4 ECC RDIMM
Interfaces	<ul style="list-style-type: none"> <li>• 96x25G</li> <li>• 6x100G</li> </ul>

For more information, click the link below.

<https://www.ufispace.com/products/telco/aggregation/s9600-102xc-25g-100g-open-aggregation-router>

## 2.2.2. RBFS Access Leaf and Consolidated BNG Images on UfiSpace S9600-72XC

The RBFS Access Leaf is a software image that supports subscriber termination functionality on the Leaf Switch in a Spine Leaf deployment for BNG. The RBFS Consolidated BNG is a software image that supports full BNG functionality on a single image. Both these images are supported on the UfiSpace S9600-72XC platform.



RBFS is supported on this platform only with the Co-Processor 'Broadcom OP2 BCM16K' (Premium). Other variants of co-processor are not supported.

### Hardware Specification

*UfiSpace S9600-72XC Hardware Specification*

Model	UfiSpace S9600-72XC
-------	---------------------

Form-factor	2RU, 436W x 87.7H x 609.6D mm (17.17"x3.45"x24")
Switching Capacity	2.4 Tbps. NOTE: 200 Gbps bandwidth is reserved internally, and hence 2.2 Tbps is available for external use.
Switch ASIC	Broadcom Qumran-2C BCM88820
Co-Processor	BCM16K
CPU	Intel Skylake-D D-2145NT 8 Cores @1.9GHz
Role	Access Leaf, Consolidated BNG
Storage (SSD)	128 GB
System Memory	2x 16GB DDR4 R-DIMM with ECC
Interfaces	<ul style="list-style-type: none"> <li>• 64 x 25GE SFP28 ports</li> <li>• 8 x 100GE QSFP28 ports</li> <li>• 2 x 10GE SFP+ management ports</li> <li>• 1 x RJ45 serial console port</li> </ul>

For more information, click the link below.

<https://ufispace.com/products/telco/aggregation/s9600-72xc-25g-100g-open-aggregation-router-tcam>

### 2.2.3. RBFS Spine Image on UfiSpace S9600-32X

The RBFS Spine is a software image that supports aggregation functionality across the access leaves in a Spine Leaf deployment for BNG. This image is supported on UfiSpace S9600-32X platform.

#### Hardware Specification

*UfiSpace S9600-32X Hardware Specification*

Model	UfiSpace S9600-32X
Form-factor	2RU, 436W x 87.8H x 762D mm (17.17"x3.46"x30")
Switching Capacity	2.4 Tbps
Switch ASIC	Broadcom Qumran-2C BCM88820
CPU	Intel Skylake-D D-2145NT 8 Core @1.9GHz

Role	Spine
System Memory	1x32GB DDR4 with ECC
Storage (SSD)	128GB
Interfaces	<ul style="list-style-type: none"> <li>• 31 x 40GE/100GE QSFP28 ports</li> <li>• 4 x 1GE/10GE/25GE SFP28 ports (break out from Port 0)</li> <li>• 1 x RJ45 serial console port</li> </ul>

For more information on the UfiSpace S9600-32X platform, click [here](#).

## 2.2.4. RBFS Access Leaf & Consolidated BNG Images on Edgecore AGR420 (AS7946-74XKSB)

The RBFS Access Leaf is a software image that supports subscriber termination functionality on the Leaf Switch in a Spine Leaf deployment for BNG. This image is supported on the Edgecore AGR420 (AS7946-74XKSB) platform.

### Hardware Specification

#### *Edgecore AGR420 Hardware Specification*

Model	Edgecore AGR420 (AS7946-74XKSB)
Form-factor	2RU, 19 Inch, Rack-Mountable
Switching Capacity	2.4 Tbps. NOTE: 200 Gbps bandwidth is reserved internally, and hence 2.2 Tbps is available for external use.
Switch ASIC	Broadcom Qumran-2C BCM88820
Co-Processor	BCM16K
CPU	Intel Broadwell (8-Core)
Role	Access Leaf, Consolidated BNG
System Memory	2 x 16 GB
Storage (SSD)	128 GB
Interfaces	<ul style="list-style-type: none"> <li>• 10 x 100G</li> <li>• 64 x 25G</li> </ul>



For more information, click the link below.

<https://www.edge-core.com/solution-inquiry.php?cls=5&id=129>

## 2.2.5. RBFS Spine Image on Edgecore AGR400 (AS7946-30XB)

The RBFS Spine is a software image that supports aggregation functionality across the access leaves in a Spine Leaf deployment for BNG. This image is supported on Edgecore AGR400 (AS7946-30XB) platform.

### Hardware Specification

*Edgecore AGR400 Hardware Specification*

Model	EdgeCore AGR400 (AS7946-30XB)
Form-factor	2RU, 19 Inch, Rack-Mountable
Switching Capacity	2.4 Tbps
Switch ASIC	Broadcom Qumran-2C BCM88823
Co-Processor	-
CPU	Intel Broadwell (8-Core)
Role	Spine
System Memory	SDRAM DDR4 SO-DIMM 32GB (16 GB x 2)
Storage (SSD)	128 GB
Interfaces	<ul style="list-style-type: none"> <li>• 26 x 100G</li> <li>• 4 x 25G</li> </ul>

For more information, click the link below.

<https://www.edge-core.com/solution-inquiry.php?cls=5&id=129>

## 2.2.6. RBFS Consolidated BNG Image on UfiSpace S9510-28DC

The RBFS Consolidated BNG is a software image that supports full BNG functionality on a single image. This image is supported on the UfiSpace S9510-28DC platform.



RBFS is supported only on the 'Premium' variant of this platform.

It is not supported on the 'Standard' variant. For detailed specifications of these variants, refer to the [ODM's Datasheet](#) link provided below.

## Hardware Specification

### *UfiSpace S9510-28DC Hardware Specification*

Model	UfiSpace S9510-28DC
Form-factor	1RU
Switching Capacity	800 Gbps.
Switch ASIC	Broadcom Qumran-2A BCM88483
CPU	Premium: Intel Denverton-NS 8-Core @ 1.7GHz
Role	Consolidated BNG
System Memory	16GB DDR4
Storage (SSD)	Premium: 128GB
Interfaces	<ul style="list-style-type: none"> <li>• 2 x 400G</li> <li>• 2 x 100G</li> <li>• 24 x 25G</li> </ul>

For more details on the hardware specifications, refer to the [ODM's Datasheet](#).

## 2.2.7. RBFS Consolidated BNG Image on Edgecore CSR440 (AS7535-28XB)

The RBFS Consolidated BNG is a software image that supports full BNG functionality on a single image. This image is supported on the Edgecore CSR440 (AS7535-28XB) platform.

## Hardware Specification

### *Edgecore CSR440 (AS7535-28XB) Hardware Specification*

Model	Edgecore CSR440 (AS7535-28XB)
Form-factor	1RU, 19 Inch, Rack-Mountable
Switching Capacity	800 Gbps.

Switch ASIC	Broadcom Qumran-2A BCM88483
Co-Processor	—
CPU	Intel Broadwell (8-Core)
Role	Consolidated BNG
System Memory	DDR4 SO-DIMM 2x 8GB SDRAM with ECC support
Storage (SSD)	128 GB
Interfaces	<ul style="list-style-type: none"> <li>• 24 x SFP28 (each supports 1/10 GbE or 25 GbE)</li> <li>• 2 x 100G QSFP28 (each supports 50/100 GbE)</li> <li>• 2 x 400G QSFP-DD (each supports 50/100/200/400 GbE)</li> </ul>

For more information, click the link below.

<https://www.edge-core.com/productsInfo.php?cls=291&cls2=342&cls3=343&id=1004>

## 2.2.8. RBFS L2 Wholesale (L2BSA) Image on UfiSpace S9500-22XST

The RBFS L2BSA is a software image that supports transparent forwarding on the A10-NSP interface received from U Interface and vice versa.

### Hardware Specification

*UfiSpace S9500-22XST Hardware Specification*

Model	UfiSpace S9500-22XST
Form-factor	1RU, 440w x 43.5h x 302d mm (17.32" x 1.713" x 11.89")
Switching Capacity	300 Gbps
Switch ASIC	Broadcom Qumran-AX BCM88470
Co-Processor	—
CPU	Intel Broadwell-DE D1519 4 Cores @1.5GHz
Role	L2 Wholesale (L2BSA)
System Memory	1x8GB DDR4 SO-DIMM with ECC

Storage (SSD)	32GB
Interfaces	<ul style="list-style-type: none"> <li>• 2 x 100GE QSFP28 port</li> <li>• 8 x 25GE SFP28 ports</li> <li>• 8 x 10GE SFP+ ports</li> <li>• 4 x 1GE RJ45 ports</li> </ul>

For more information, click the link below.

<https://www.ufispace.com/products/telco/access/s9500-22xst-rj45-disaggregated-cell-site-gateway>

## 2.2.9. RBFS L2 Wholesale (L2BSA) Image on Edgecore CSR320 (AS7316-26XB)

The RBFS L2BSA is a software image that supports transparent forwarding on the A10-NSP interface received from U Interface and vice versa.

### Hardware Specification

*Edgecore CSR320 (AS7316-26XB) Hardware Specification*

Model	Edgecore CSR320 (AS7316-26XB)
Form-factor	1RU, 19 Inch, Rack-Mountable
Switching Capacity	300 Gbps
Switch ASIC	Broadcom Qumran-AX BCM88470
Co-Processor	—
CPU	Intel Broadwell-DE D-1519 1.5G 4C
Role	L2 Wholesale (L2BSA)
System Memory	DDR4 SO-DIMM 2x 8GB SDRAM with ECC support
Storage (SSD)	128GB
Interfaces	<ul style="list-style-type: none"> <li>• 16 x SFP+ (each supporting 10 GbE or 1 GbE)</li> <li>• 8 x SFP28 (each supporting 10 GbE or 25 GbE)</li> <li>• 2 x 100G QSFP28 (each supporting 1 x 40/100 GbE or 4 x 10/25 GbE or 2 x 50 GbE)</li> </ul>

For more information, click the link below.

<https://www.edge-core.com/productsInfo.php?cls=291&cls2=342&cls3=343&id=603>

## 2.3. Firmware Versions

Platform	Part Number	ONIE	SDK	DIAG	Firmware Versions
S9600-102XC UfiSpace Q2C (BCM88820)	S9600-102XC- RBZB	2022.0 2v02	6.5.31	0.0.2	<p>CPLD Versions:</p> <p>[CPU CPLD] 1.17.005                      [MB CPLD1] 0.00.006                      [MB CPLD2] 0.00.001                      [MB CPLD3] 0.00.001                      [MB CPLD4] 0.00.001                      [MB CPLD5] 0.00.001</p> <p>Other Versions:</p> <p>[SKU ID] 28                      [HW ID] 2                      [BUILD ID] 0                      [ID TYPE] 0                      [DEPH ID] 0                      [BIOS SKLD_BIOS_R04.8 ]                      [BMC ] 2.25.0                      [MU] v1.0.0</p>
S9600-72XC UfiSpace Q2C (BCM88820)	S9600-72XC- RBZB	2022.0 2v03	6.5.31	0.1.4	<p>CPLD Versions:</p> <p>[CPU CPLD] 1.17.005                      [MB CPLD1] 1.09.007                      [MB CPLD2] 0.09.017                      [MB CPLD3] 0.09.017                      [MB CPLD4] 0.18.009</p> <p>Other Versions:</p> <p>[SKU ID] 6                      [HW ID] 2                      [BUILD ID] 2                      [ID TYPE] 0                      [DEPH ID] 0                      [BIOS]                      SKLD_BIOS_R04.8                      [BMC] 3.1.0                      [MU] v2.2.2</p>

Platform	Part Number	ONIE	SDK	DIAG	Firmware Versions
S9600-32X UfiSpace Q2C (BCM88820)	S9600-32X- BB1B	2022.0 2v04	6.5.31	0.1.8	CPLD Versions: [CPU CPLD] 1.17.005 [MB CPLD1] 0.21.005 [MB CPLD2] 0.11.003 [MB CPLD3] 0.10.003  Other Versions: [HW ] 3 [BUILD] 7 [BIOS ] SKLD_BIOS_R04.8 [BMC ] 3.31.0 [MU ] v2.1.1
AGR420 AS7946- 74XKSB EdgeCore Q2C (BCM88820)	FNPEC7946008 Z	2020.1 1.00.17	6.5.31	02.0b.0 0.01_O P2_ILK N_202 20224	CPLD Versions: CPU CPLD:e1 System CPLD1:5b 0c Fan CPLD:02 01
AGR400 AS7946-30XB EdgeCore Q2C (BCM88823)	FNPEC7946000 Z	020.11. 00.07	6.5.31	02.0a.0 0.06	CPLD Versions: CPU CPLD:d9 System CPLD1:5b 03 Fan CPLD:02 01
S9510-28DC UfiSpace Q2A (BCM88483)	S9510-28DC- BR2B	2020.0 2v01	6.5.31	DIAG_ DNX_4. 0.37	CPLD Versions: [MB CPLD] 0.04.009  Other Versions: [HW ] 3 [BUILD] 0 [BIOS ] SIADLite_C3000_SERIES _R02.3 [BMC ] 4.4.0
CSR440 AS7535-28XB EdgeCore Q2A (BCM88483)	F0PEC7332007 A	2020.1 1.00.14	6.5.31	02.0b.0 0.05	CPLD Versions: CPLD:02 FPGA:52 Fan CPLD:02

Platform	Part Number	ONIE	SDK	DIAG	Firmware Versions
S9500-22XST UfiSpace QAX (BCM88470)	S9500-22XST- 9R5B	2021.0 2v03	6.5.26	DIAG_ DNX_4. 0.21	CPLD Versions: [CPU CPLD] X.15 [MB CPLD] X.02  Other Versions: [HW ] 3 [BUILD] 0 [BIOS ] T77O994T01_R04.10 [BMC ] 4.4.0 [UCD ] 0.2 [MU] v2.1.1
CSR320 EdgeCore QAX (BCM88470)	F0PZZ5626002 A	2019.1 1.00.07	6.5.26	01.01.0 0.03	CPLD Versions: CPLD Version: 02 (0x02) CPLD_FAN Version: 02 (0x02) FPGA Version: 16.04 (0x10)(0x04)

## 2.4. Feature Support Matrix

### 2.4.1. Overview

RtBrick supports the following images (also known as roles).

- [Access-Leaf Image](#)
- [Consolidated BNG Image](#)
- [Spine Image](#)
- [L2 Wholesale \(L2BSA\) Image](#)

The following sections provide information about what RtBrick features are supported by respective images for each hardware platform.



## 2.4.2. Access-Leaf Image

The following table shows the RBFS feature support for access-leaf images.

*Access-Leaf Images Feature Support*

Component	Feature	UfiSpace S9600-72XC (Q2C)	UfiSpace S9600-102XC (Q2C)	EdgeCore AGR420 (AS7946-74XKSB) (Q2C)
<b>Routing Protocols</b>	BGP	Yes	Yes	Yes
	BGP FlowSpec	Yes	Yes	Yes
	BGP RPKI	Yes	Yes	Yes
	IS-IS	No	No	No
	LDP	No	No	No
	OSPFv2/v3	No	No	No
	Policy	Yes	Yes	Yes
	Segment Routing (MPLS)	Yes	Yes	Yes
<b>Layer 2 Services</b>	L2X (Local & Remote)	Yes	Yes	Yes
	EVPN-VPWS	Yes	Yes	Yes
	BGP-signaled L2VPN	Yes	Yes	Yes
<b>Layer 3 Services</b>	L3VPN	Yes	Yes	Yes

<b>Component</b>	<b>Feature</b>	<b>UfiSpace S9600-72XC (Q2C)</b>	<b>UfiSpace S9600-102XC (Q2C)</b>	<b>EdgeCore AGR420 (AS7946-74XKSB) (Q2C)</b>
<b>Forwarding</b>	HQoS	Yes	Yes	Yes
	Multifield (MF) Classifier	Yes	Yes	Yes
	OAM (Ping & Traceroute)	Yes	Yes	Yes
	LLDP	Yes	Yes	Yes
	Inband Management	Yes	Yes	Yes
	LAG (Static, LACP)	Yes	Yes	Yes
	Mirroring	Yes	Yes	Yes
<b>Multicast</b>	IGMPv2/v3	Yes	Yes	Yes
	PIM-SSM	Yes	Yes	Yes

Component	Feature	UfiSpace S9600-72XC (Q2C)	UfiSpace S9600-102XC (Q2C)	EdgeCore AGR420 (AS7946-74XKSB) (Q2C)
<b>Subscriber Management</b>	PPPoE	Yes	Yes	Yes
	L3 Wholesale (L2TPv2 LAC)	Yes	Yes	Yes
	IPoE	Yes	Yes	Yes
	AAA (RADIUS)	Yes	Yes	Yes
	Dual Stack	Yes	Yes	Yes
	Multicast for IPTV	Yes	Yes	Yes
	L2 Wholesale (L2BSA)	Yes	Yes	Yes
	Lawful Intercept	Yes	Yes	Yes
	Accounting	Yes	Yes	Yes
	Single-/double-tagged interfaces	Yes	Yes	Yes
	Untagged Interfaces	Yes	Yes	Yes
	IPoE Hot Standby Redundancy	No	No	No
	Subscriber Filters	Yes	Yes	Yes
	HTTP Redirect Service	No	No	No

Component	Feature	UfiSpace S9600-72XC (Q2C)	UfiSpace S9600-102XC (Q2C)	EdgeCore AGR420 (AS7946-74XKSB) (Q2C)
<b>Infrastructure</b>	Logging	Yes	Yes	Yes
	NTP	Yes	Yes	Yes
	LED Control	Yes	Yes	Yes
	IPMI	Yes	Yes	Yes
	Watchdog Timer	Yes	Yes	Yes
<b>Security</b>	Securing the Management Plane	Yes	Yes	Yes
	Securing the Control Plane	Yes	Yes	Yes
	Local User Management	Yes	Yes	Yes
	BGP FlowSpec	Yes	Yes	Yes
	BGP RPKI	Yes	Yes	Yes
	BGP TCP-AO / MD5	Yes	Yes	Yes
	BGP GTSM	Yes	Yes	Yes
	LDP TCP-AO / MD5	Yes	Yes	Yes
	sFlow	No	No	No

Component	Feature	UfiSpace S9600-72XC (Q2C)	UfiSpace S9600-102XC (Q2C)	EdgeCore AGR420 (AS7946-74XKSB) (Q2C)
<b>Telemetry</b>	Resmon	Yes	Yes	Yes
	ASIC Resource Monitoring	Yes	Yes	Yes
	Prometheus TSDB	Yes	Yes	Yes
	SNMPv2c/SNMPv3	Yes	Yes	Yes

### 2.4.3. Consolidated BNG Image

The following table shows the RBFS feature support for Consolidated BNG (C-BNG) images.

*Consolidated BNG Images Feature Support*

<b>Component</b>	<b>Feature</b>	<b>UfiSpace S9600-72XC (Q2C)</b>	<b>UfiSpace S9600-102XC (Q2C)</b>	<b>Edgecore AGR420 (AS7946- 74XKSB) (Q2C)</b>	<b>UfiSpace S9510-28DC (Q2A)</b>	<b>Edgecore CSR440 (AS7535-28XB) (Q2A)</b>
<b>Routing Protocols</b>	BGP	Yes	Yes	Yes	Yes	Yes
	BGP FlowSpec	Yes	Yes	Yes	Yes	Yes
	BGP RPKI	Yes	Yes	Yes	Yes	Yes
	IS-IS	Yes	Yes	Yes	Yes	Yes
	LDP	Yes	Yes	Yes	Yes	Yes
	OSPFv2/v3	Yes	Yes	Yes	Yes	Yes
	Policy	Yes	Yes	Yes	Yes	Yes
	Segment Routing (MPLS)	Yes	Yes	Yes	Yes	Yes
<b>Layer 2 Services</b>	L2X (Local & Remote)	Yes	Yes	Yes	Yes	Yes
	EVPN-VPWS	Yes	Yes	Yes	Yes	Yes
	BGP-signaled L2VPN	Yes	Yes	Yes	Yes	Yes

<b>Component</b>	<b>Feature</b>	<b>UfiSpace S9600-72XC (Q2C)</b>	<b>UfiSpace S9600-102XC (Q2C)</b>	<b>Edgecore AGR420 (AS7946-74XKSB) (Q2C)</b>	<b>UfiSpace S9510-28DC (Q2A)</b>	<b>Edgecore CSR440 (AS7535-28XB) (Q2A)</b>
<b>Forwarding</b>	HQoS	Yes	Yes	Yes	Yes	Yes
	Multifield (MF) Classifier	Yes	Yes	Yes	Yes	Yes
	OAM (Ping & Traceroute)	Yes	Yes	Yes	Yes	Yes
	LLDP	Yes	Yes	Yes	Yes	Yes
	Inband Management	Yes	Yes	Yes	Yes	Yes
	LAG (Static, LACP)	Yes	Yes	Yes	Yes	Yes
	Mirroring	Yes	Yes	Yes	Yes	Yes
<b>Multicast</b>	IGMPv2/v3	Yes	Yes	Yes	Yes	Yes
	PIM-SSM	Yes	Yes	Yes	Yes	Yes

<b>Component</b>	<b>Feature</b>	<b>UfiSpace S9600-72XC (Q2C)</b>	<b>UfiSpace S9600-102XC (Q2C)</b>	<b>Edgecore AGR420 (AS7946- 74XKSB) (Q2C)</b>	<b>UfiSpace S9510-28DC (Q2A)</b>	<b>Edgecore CSR440 (AS7535-28XB) (Q2A)</b>
<b>Subscriber Management</b>	PPPoE	Yes	Yes	Yes	Yes	Yes
	L3 Wholesale (L2TPv2 LAC)	Yes	Yes	Yes	Yes	Yes
	IPoE	Yes	Yes	Yes	Yes	Yes
	AAA (RADIUS)	Yes	Yes	Yes	Yes	Yes
	Dual Stack	Yes	Yes	Yes	Yes	Yes
	Multicast for IPTV	Yes	Yes	Yes	Yes	Yes
	L2BSA (L2 Wholesale)	Yes	Yes	Yes	No	No



Component	Feature	UfiSpace S9600-72XC (Q2C)	UfiSpace S9600-102XC (Q2C)	Edgecore AGR420 (AS7946- 74XKSB) (Q2C)	UfiSpace S9510-28DC (Q2A)	Edgecore CSR440 (AS7535-28XB) (Q2A)
<b>Subscriber Management (Cont'd)</b>	Lawful Intercept	Yes	Yes	Yes	Yes	Yes
	Accounting	Yes	Yes	Yes	Yes	Yes
	Single-/double-tagged interfaces	Yes	Yes	Yes	Yes	Yes
	Untagged Interfaces	Yes	Yes	Yes	No	No
	IPoE Hot Standby Redundancy	Yes	Yes	Yes	No	No
	Subscriber Filters	Yes	Yes	Yes	Yes	Yes
	HTTP Redirect Service	Yes	Yes	Yes	Yes	Yes
	Carrier-Grade NAT	Yes	Yes	Yes	Yes	Yes

<b>Component</b>	<b>Feature</b>	<b>UfiSpace S9600-72XC (Q2C)</b>	<b>UfiSpace S9600-102XC (Q2C)</b>	<b>Edgecore AGR420 (AS7946- 74XKSB) (Q2C)</b>	<b>UfiSpace S9510-28DC (Q2A)</b>	<b>Edgecore CSR440 (AS7535-28XB) (Q2A)</b>
<b>Infrastructure</b>	Logging	Yes	Yes	Yes	Yes	Yes
	NTP	Yes	Yes	Yes	Yes	Yes
	LED Control	Yes	Yes	Yes	Yes	Yes
	IPMI	Yes	Yes	Yes	Yes	No
	Watchdog Timer	Yes	Yes	Yes	Yes	Yes

<b>Component</b>	<b>Feature</b>	<b>UfiSpace S9600-72XC (Q2C)</b>	<b>UfiSpace S9600-102XC (Q2C)</b>	<b>Edgecore AGR420 (AS7946- 74XKSB) (Q2C)</b>	<b>UfiSpace S9510-28DC (Q2A)</b>	<b>Edgecore CSR440 (AS7535-28XB) (Q2A)</b>
<b>Security</b>	Securing the Management Plane	Yes	Yes	Yes	Yes	Yes
	Securing the Control Plane	Yes	Yes	Yes	Yes	Yes
	Local User Management	Yes	Yes	Yes	Yes	Yes
	BGP FlowSpec	Yes	Yes	Yes	Yes	Yes
	BGP TCP-AO / MD5	Yes	Yes	Yes	Yes	Yes
	BGP RPKI	Yes	Yes	Yes	Yes	Yes
	BGP GTSM	Yes	Yes	Yes	Yes	Yes
	LDP TCP-AO / MD5	Yes	Yes	Yes	Yes	Yes
	sFlow	Yes	Yes	Yes	No	No

Component	Feature	UfiSpace S9600-72XC (Q2C)	UfiSpace S9600-102XC (Q2C)	Edgecore AGR420 (AS7946-74XKSB) (Q2C)	UfiSpace S9510-28DC (Q2A)	Edgecore CSR440 (AS7535-28XB) (Q2A)
<b>Telemetry</b>	Resmon	Yes	Yes	Yes	Yes	Yes
	ASIC Resource Monitoring	Yes	Yes	Yes	Yes	Yes
	Prometheus TSDB	Yes	Yes	Yes	Yes	Yes
	SNMPv2c/SNMPv3	Yes	Yes	Yes	Yes	Yes

## 2.4.4. Spine Image

The following table shows the RBFS feature support for spine images.

*Spine Images Feature Support*

<b>Component</b>	<b>Feature</b>	<b>UfiSpace S9600-32X (Q2C)</b>	<b>EdgeCore AGR400 (AS7946-30XB) (Q2C)</b>
<b>Routing Protocols</b>	BGP	Yes	Yes
	BGP FlowSpec	Yes	Yes
	BGP RPKI	Yes	Yes
	IS-IS	Yes	Yes
	LDP	Yes	Yes
	OSPFv2	Yes	Yes
	Policy	Yes	Yes
	Segment Routing (MPLS)	Yes	Yes
<b>Layer 2 Services</b>	L2X (Local & Remote)	Yes	Yes
	EVPN-VPWS	Yes	Yes
	BGP-signaled L2VPN	Yes	Yes

<b>Component</b>	<b>Feature</b>	<b>UfiSpace S9600-32X (Q2C)</b>	<b>EdgeCore AGR400 (AS7946-30XB) (Q2C)</b>
<b>Forwarding</b>	HQoS	Yes	Yes
	Multifield (MF) Classifier	Yes	Yes
	OAM (Ping & Traceroute)	Yes	Yes
	LLDP	Yes	Yes
	Inband Management	Yes	Yes
	LAG (Static, LACP)	Yes	Yes
	Mirroring	Yes	Yes
	Breakout Interfaces	Yes	No
<b>Multicast</b>	IGMPv2/v3	No	No
	PIM-SSM	Yes	Yes
<b>Infrastructure</b>	Logging	Yes	Yes
	NTP	Yes	Yes
	LED Control	Yes	Yes
	IPMI	Yes	No
	Watchdog Timer	Yes	Yes

<b>Component</b>	<b>Feature</b>	<b>UfiSpace S9600-32X (Q2C)</b>	<b>EdgeCore AGR400 (AS7946-30XB) (Q2C)</b>
<b>Security</b>	Securing the Management Plane	Yes	Yes
	Securing the Control Plane	Yes	Yes
	Local User Management	Yes	Yes
	BGP FlowSpec	Yes	Yes
	BGP RPKI	Yes	Yes
	BGP TCP-AO / MD5	Yes	Yes
	BGP GTSM	Yes	Yes
	LDP TCP-AO / MD5	Yes	Yes
	sFlow	Yes	Yes
<b>Telemetry</b>	Resmon	Yes	Yes
	ASIC Resource Monitoring	Yes	Yes
	Prometheus TSDB	Yes	Yes
	SNMPv2c/SNMPv3	Yes	Yes

## 2.4.5. L2 Wholesale (L2BSA) Image

The features listed below are tested using the switch with the L2BSA image as a L2SBA wholesale appliance.

The following table shows the RBFS feature support for L2 Wholesale (L2BSA) images.

*L2 Wholesale (L2BSA) Images Feature Support*

<b>Component</b>	<b>Feature</b>	<b>UfiSpace S9500-22XST (QAX)</b>	<b>Edgecore CSR320 AS7316-26XB (QAX)</b>
<b>Routing Protocols</b>	BGP	Yes	Yes
	BGP FlowSpec	No	No
	BGP RPKI	No	No
	IS-IS	Yes	Yes
	LDP	No	No
	OSPFv2	No	No
	Policy	Yes	Yes
	Segment Routing (MPLS)	Yes	Yes
<b>Layer 2 Services</b>	L2X (Local & Remote)	Yes	Yes
	EVPN-VPWS	Yes	Yes
	BGP-signaled L2VPN	Yes	Yes



<b>Component</b>	<b>Feature</b>	<b>UfiSpace S9500-22XST (QAX)</b>	<b>Edgecore CSR320 AS7316-26XB (QAX)</b>
<b>Forwarding</b>	HQoS	Yes	Yes
	Multifield (MF) Classifier	No	No
	OAM (Ping & Traceroute)	Yes	Yes
	LLDP	Yes	Yes
	Inband Management	Yes	Yes
	LAG (Static, LACP)	Yes	Yes
	Mirroring	Yes	Yes
<b>Infrastructure</b>	Logging	Yes	Yes
	NTP	Yes	Yes
	LED Control	Yes	Yes
	IPMI	Yes	Yes
	Watchdog Timer	Yes	Yes

<b>Component</b>	<b>Feature</b>	<b>UfiSpace S9500-22XST (QAX)</b>	<b>Edgecore CSR320 AS7316-26XB (QAX)</b>
<b>Security</b>	Securing the Management Plane	Yes	Yes
	Securing the Control Plane	Yes	Yes
	Local User Management	Yes	Yes
	BGP FlowSpec	No	No
	BGP TCP-AO / MD5	No	No
	BGP GTSM	No	No
	LDP TCP-AO / MD5	No	No
	sFlow	No	No
<b>Telemetry</b>	Resmon	Yes	Yes
	ASIC Resource Monitoring	No	No
	Prometheus TSDB	Yes	Yes
	SNMPv2c/SNMPv3	Yes	Yes

## 2.5. Resource Limits/Feature Support

Limiting the resource usage or consumption (wherever applicable) helps to improve the system stability and also restricts over

utilization of system capacity. In RBFS, the usage limits for the following resources are pre-defined:

- IPv4 Route Count
- IPv6 Route Count
- NAT44 Rule Count
- MTU Profile
- L3 MTU-Profile
- Subscriber MTU Profile
- Physical MTU Profile

In addition, you can track the resource usage of the following features.

- 6PE label
- High Precision QoS

You can specify resource limits on the following images (also known as roles).

- [Access-Leaf Image](#)
- [Consolidated BNG Image](#)
- [Spine Image](#)
- [L2 Wholesale \(L2BSA\) Image](#)

## 2.5.1. Access-Leaf Image

The following table provides the limits defined for the resources for the access-leaf images that RBFS supports.

*Access-Leaf Images - Feature/Resource Usage*

Component	Feature/Resource	UfiSpace S9600-102XC (Q2C)	UfiSpace S9600-72XC (Q2C)	EdgeCore AGR420 (AS7946-74XKSB) (Q2C)
<b>FIB</b>	IPv4 Route Count	1,200,000	1,200,000	1,200,000
	IPv6 Route Count	250,000	250,000	250,000
	Low Rate Shaping Enabled (<1000 Kbps)	Yes	Yes	Yes
<b>CONFD</b>	MTU-Profile Count	8	8	8
	L3 MTU-Profile Count	3	3	3
	Subscriber MTU-Profile Count	6	6	6
	Physical MTU Profile Count	8	8	8
<b>BGP</b>	6PE label value	2	2	2
	BGP FlowSpec ACL	1,000	1,000	1,000

## 2.5.2. Consolidated BNG Image

The following table provides the limits defined for the resources for the consolidated BNG (C-BNG) images that RBFS supports.

*Consolidated BNG Images - Feature/Resource Usage*

Component	Feature	UfiSpace S9600-102XC (Q2C)	UfiSpace S9600-72XC (Q2C)	Edgecore AGR420 (AS7946-74XKSB) (Q2C)	UfiSpace S9510-28DC (Q2A)	EdgeCore CSR440 (AS7535-28XB) (Q2A)
<b>FIB</b>	IPv4 Route Count	1,200,000	1,200,000	1,200,000	500,000	500,000
	IPv6 Route Count	250,000	250,000	250,000	200,000	200,000
	NAT44 Rule Count	4,500,000	4,500,000	4,500,000	—	—
	Low Rate Shaping Enabled (<1,000 Kbps)	No	No	No	Yes	Yes

<b>Component</b>	<b>Feature</b>	<b>UfiSpace S9600-102XC (Q2C)</b>	<b>UfiSpace S9600-72XC (Q2C)</b>	<b>Edgecore AGR420 (AS7946-74XKSB) (Q2C)</b>	<b>UfiSpace S9510-28DC (Q2A)</b>	<b>EdgeCore CSR440 (AS7535-28XB) (Q2A)</b>
<b>CONFD</b>	MTU-Profile Count	8	8	8	8	8
	L3 MTU-Profile Count	3	3	3	3	3
	Subscriber MTU-Profile Count	6	6	6	6	6
	Physical MTU Profile Count	8	8	8	8	8
<b>BGP</b>	6PE label value	2	2	2	2	2
	BGP FlowSpec ACL	1,000	1,000	1,000	1,000	1,000

### 2.5.3. Spine Image

The following table provides the limits defined for the resources for the spine images that RBFS supports.

*Spine Images - Feature/Resource Usage*

<b>Component</b>	<b>Feature</b>	<b>UfiSpace S9600-32X (Q2C)</b>	<b>EdgeCore AGR400 (AS7946-30XB) (Q2C)</b>
<b>FIB</b>	IPv4 Route Count	1,200,000	1,200,000
	IPv6 Route Count	250,000	250,000
	Low Rate Shaping Enabled	No	No
<b>CONFD</b>	MTU-Profile Count	8	8
	L3 MTU-Profile Count	3	3
	Subscriber MTU-Profile Count	6	6
	Physical MTU Profile Count	8	8
<b>BGP</b>	6PE label value	2	2
	BGP FlowSpec ACL	1,000	1,000

## 2.5.4. L2 Wholesale (L2BSA) Image

The following table provides the limits defined for the resources for the L2BSA images that RBFS supports.

*L2 Wholesale (L2BSA) Images - Feature/Resource Usage*

<b>Component</b>	<b>Feature</b>	<b>UfiSpace S9500-22XST (QAX)</b>	<b>Edgecore CSR320 (AS7316-26XB) (QAX)</b>
<b>FIB</b>	IPv4 Route Count	—	—
	IPv6 Route Count	—	—
<b>CONFD</b>	MTU-Profile Count	8	8
	L3 MTU-Profile Count	3	3
	Subscriber MTU-Profile Count	5	5
	Physical MTU Profile Count	8	8
<b>BGP</b>	6PE label value	—	—
	BGP FlowSpec ACL	—	—



<b>Registered Address</b>	<b>Support</b>	<b>Sales</b>
40268, Dolerita Avenue Fremont CA 94539		
+1-650-351-2251		+91 80 4850 5445
<a href="http://www.rtbrick.com">http://www.rtbrick.com</a>	<a href="mailto:support@rtbrick.com">support@rtbrick.com</a>	<a href="mailto:sales@rtbrick.com">sales@rtbrick.com</a>

©Copyright 2025 RtBrick, Inc. All rights reserved. The information contained herein is subject to change without notice. The trademarks, logos and service marks ("Marks") displayed in this documentation are the property of RtBrick in the United States and other countries. Use of the Marks are subject to RtBrick's Term of Use Policy, available at <https://www.rtbrick.com/privacy>. Use of marks belonging to other parties is for informational purposes only.